

# A Quick Guide To Recycling

## MATERIAL

## HOW TO PREPARE IT

## WHAT NOT TO INCLUDE



Newspapers, Magazines, Junk Mail, White Paper, Computer Paper, Phone Books, and Chip Board (e.g., cracker and cereal boxes)

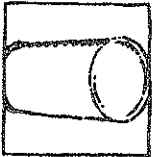
No plastic coated paper, plastics, carbon paper, tissue, napkins, paper cups/plates. No food residue or soiled paper.



Corrugated

Must be flattened.  
Wax Free.  
No larger than 2x2 feet.

No pizza boxes.  
No waxed boxes.



Metal

Food and beverage cans, can lids, aluminum foil, and trays.

Rinse clean and drain, labels okay. Place in bin. Do not bag.

No scrap metal, aerosol cans, paint cans or propane tanks.




Glass

Bottles and jars, all colors/sizes.

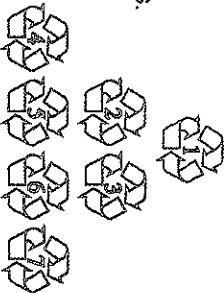
Rinse clean and drain; labels okay. Place in bin. Do not bag.

No light bulbs, window or auto glass, Pyrex, ceramics, mirrors, drinking glasses, vases or broken glass.



Plastic

All bottles, jars, and tubs. Juice/Milk Cartons & Drink Boxes



Rinse clean & drain. Remove all caps, lids, spouts and neck rings. Flatten, place in bin. Do not bag.

\* No plastic wrap or bags. \*  
No bottles used for hazardous materials such as antifreeze and motor oil.